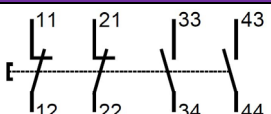

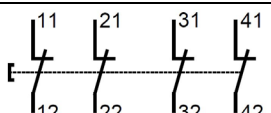
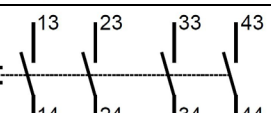
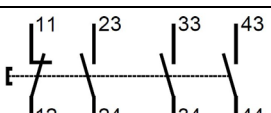
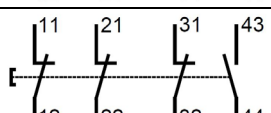

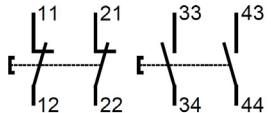

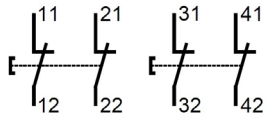
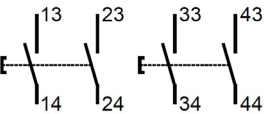
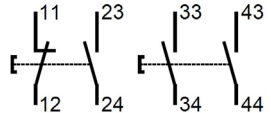
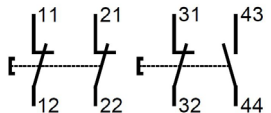



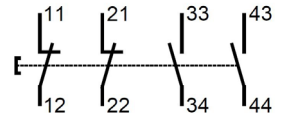

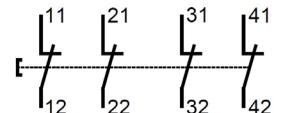

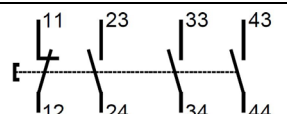
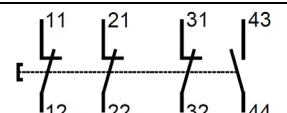
4-POLE PARTS LIST

ABCS/SXCS Control Stations

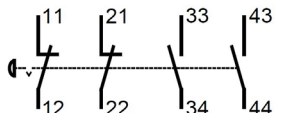

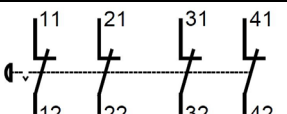
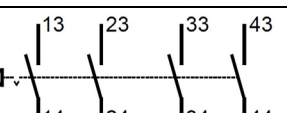
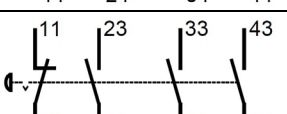
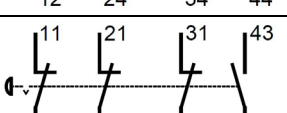

Momentary Push Buttons

Part Code	Part Description	Contact Configuration	Typical Part Image																																																																																				
COP1750xx	P1 Push button, 2NC/2NO contacts																																																																																						
COP1751xx	P1 Push button, 4NC contacts																																																																																						
COP1752xx	P1 Push button, 4NO contacts																																																																																						
COP1753xx	P1 Push button, 1NC/3NO contacts																																																																																						
COP1754xx	P1 Push button, 3NC/1NO contacts																																																																																						
<p>OPTION: Add suffix G to the above P1 part codes to include a padlockable guard eg. COP170xxG</p> <p>Note: Padlock not included</p>																																																																																							
COP2750xx/xx	P2 Double Push button, 2NC/2NO contacts																																																																																						
COP2751xx/xx	P2 Double Push button, 4NC contacts																																																																																						
COP2752xx/xx	P2 Double Push button, 4NO contacts																																																																																						
COP2753xx/xx	P2 Double Push button, 1NC/3NO contacts																																																																																						
COP2754xx/xx	P2 Double Push button, 3NC/1NO contacts																																																																																						
		<table border="1"> <thead> <tr> <th>CODE</th> <th>LEGEND</th> <th>LABEL COLOUR</th> <th>TEXT COLOUR</th> </tr> </thead> <tbody> <tr><td>01</td><td>"BLANK"</td><td>Green</td><td>N/A</td></tr> <tr><td>02</td><td>I</td><td>Green</td><td>White</td></tr> <tr><td>03</td><td>ON</td><td>Green</td><td>White</td></tr> <tr><td>04</td><td>START</td><td>Green</td><td>White</td></tr> <tr><td>21</td><td>"BLANK"</td><td>Red</td><td>N/A</td></tr> <tr><td>22</td><td>O</td><td>Red</td><td>White</td></tr> <tr><td>23</td><td>OFF</td><td>Red</td><td>White</td></tr> <tr><td>24</td><td>STOP</td><td>Red</td><td>White</td></tr> <tr><td>61</td><td>"BLANK"</td><td>Yellow</td><td>N/A</td></tr> <tr><td>62</td><td>II</td><td>Yellow</td><td>White</td></tr> </tbody> </table>	CODE	LEGEND	LABEL COLOUR	TEXT COLOUR	01	"BLANK"	Green	N/A	02	I	Green	White	03	ON	Green	White	04	START	Green	White	21	"BLANK"	Red	N/A	22	O	Red	White	23	OFF	Red	White	24	STOP	Red	White	61	"BLANK"	Yellow	N/A	62	II	Yellow	White	<table border="1"> <thead> <tr> <th>CODE</th> <th>LEGEND</th> <th>LABEL COLOUR</th> <th>TEXT COLOUR</th> </tr> </thead> <tbody> <tr><td>41</td><td>"BLANK"</td><td>White</td><td>N/A</td></tr> <tr><td>42</td><td>II</td><td>White</td><td>Black</td></tr> <tr><td>43</td><td>↑</td><td>White</td><td>Black</td></tr> <tr><td>44</td><td>START</td><td>White</td><td>Black</td></tr> <tr><td>45</td><td>STOP</td><td>White</td><td>Red</td></tr> <tr><td>46</td><td>FW</td><td>White</td><td>Black</td></tr> <tr><td>47</td><td>BW</td><td>White</td><td>Black</td></tr> <tr><td>49</td><td>↑↑</td><td>White</td><td>Black</td></tr> <tr><td>81</td><td>"BLANK"</td><td>Black</td><td>N/A</td></tr> </tbody> </table>	CODE	LEGEND	LABEL COLOUR	TEXT COLOUR	41	"BLANK"	White	N/A	42	II	White	Black	43	↑	White	Black	44	START	White	Black	45	STOP	White	Red	46	FW	White	Black	47	BW	White	Black	49	↑↑	White	Black	81	"BLANK"	Black	N/A
CODE	LEGEND	LABEL COLOUR	TEXT COLOUR																																																																																				
01	"BLANK"	Green	N/A																																																																																				
02	I	Green	White																																																																																				
03	ON	Green	White																																																																																				
04	START	Green	White																																																																																				
21	"BLANK"	Red	N/A																																																																																				
22	O	Red	White																																																																																				
23	OFF	Red	White																																																																																				
24	STOP	Red	White																																																																																				
61	"BLANK"	Yellow	N/A																																																																																				
62	II	Yellow	White																																																																																				
CODE	LEGEND	LABEL COLOUR	TEXT COLOUR																																																																																				
41	"BLANK"	White	N/A																																																																																				
42	II	White	Black																																																																																				
43	↑	White	Black																																																																																				
44	START	White	Black																																																																																				
45	STOP	White	Red																																																																																				
46	FW	White	Black																																																																																				
47	BW	White	Black																																																																																				
49	↑↑	White	Black																																																																																				
81	"BLANK"	Black	N/A																																																																																				

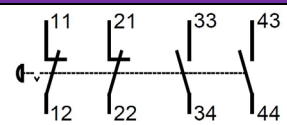

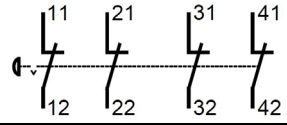
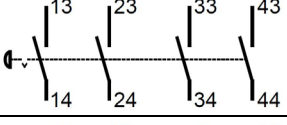
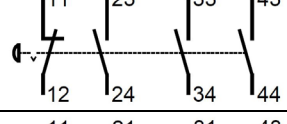
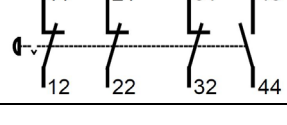

Momentary Push Buttons

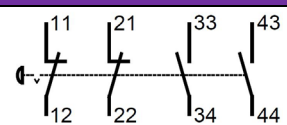

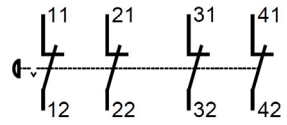
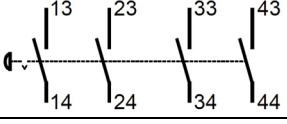
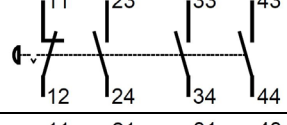
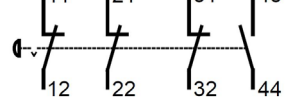
Part Code	Part Description	Contact Configuration	Typical Part Image
COP4B750	P4B Black momentary mushroom, 2NC/2NO contacts	 2NC/2NO	
COP4B751	P4B Black momentary mushroom, 4NC contacts	 4NC	
COP4B752	P4B Black momentary mushroom, 4NO contacts	 4NO	
COP4B753	P4B Black momentary mushroom, 1NC/3NO contacts	 1NC/3NO	
COP4B754	P4B Black momentary mushroom, 3NC/1NO contacts	 3NC/1NO	
OPTION: Also available in Green (P4G) or Red (P4R)			

Emergency Stop Buttons

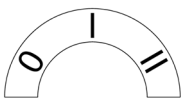
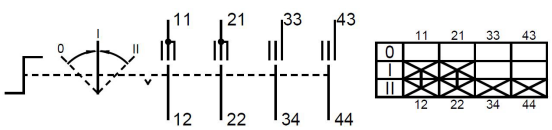

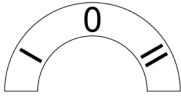
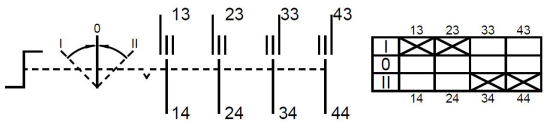
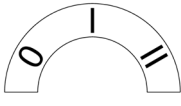
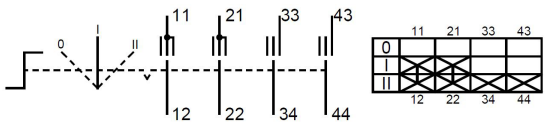
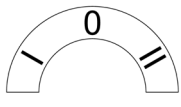
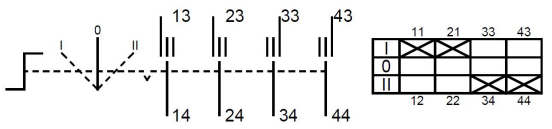
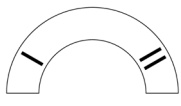
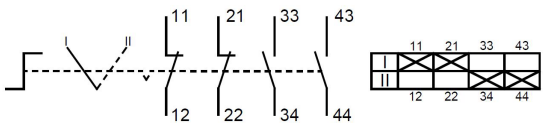
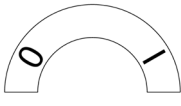
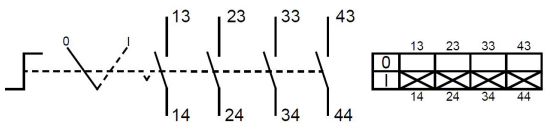
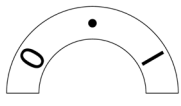
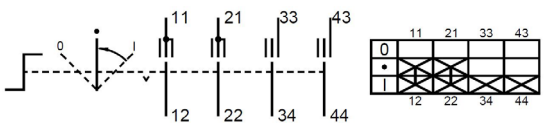

Part Code	Part Description	Contact Configuration	Typical Part Image
COP3750	P3 E-stop mushroom head, pull to release, 2NC/2NO contacts	 2NC/2NO	
COP3751	P3 E-stop mushroom head, pull to release, 4NC contacts	 4NC	
COP3752	P3 E-stop mushroom head, pull to release, 4NO contacts	 4NO	
COP3753	P3 E-stop mushroom head, pull to release, 1NC/3NO contacts	 1NC/3NO	
COP3754	P3 E-stop mushroom head, pull to release, 3NC/1NO contacts	 3NC/1NO	
OPTION: Add suffix G to the above part codes to include a padlockable guard eg. COP370G Note: Padlock not included			

Emergency Stop Buttons

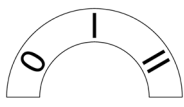
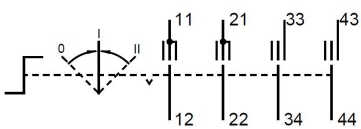

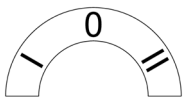
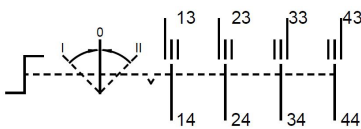
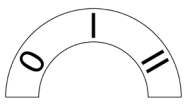
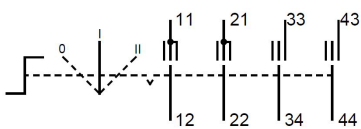
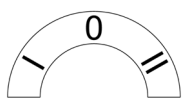
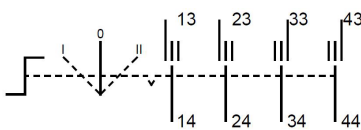
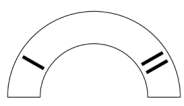
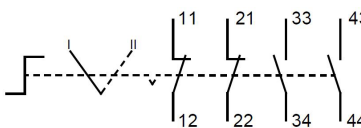
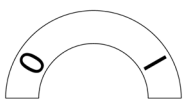
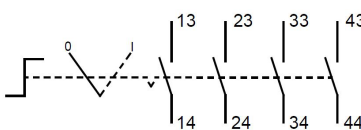
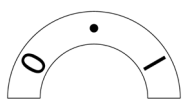
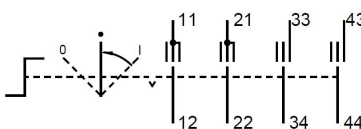
Part Code	Part Description	Contact Configuration	Typical Part Image
COP6750	P6 E-stop mushroom head, twist to release, 2NC/2NO contacts	 2NC/2NO	
COP6751	P6 E-stop mushroom head, twist to release, 4NC contacts	 4NC	
COP6752	P6 E-stop mushroom head, twist to release, 4NO contacts	 4NO	
COP6753	P6 E-stop mushroom head, twist to release, 1NC/3NO contacts	 1NC/3NO	
COP6754	P6 E-stop mushroom head, twist to release, 3NC/1NO contacts	 3NC/1NO	
<p>OPTION: Add suffix G to the above part codes to include a padlockable guard eg. COP670G</p> <p>Note: Padlock not included</p>			

Part Code	Part Description	Contact Configuration	Typical Part Image
COY21750	Y21 E-stop mushroom head, key release, 2NC/2NO contacts	 2NC/2NO	
COY21751	Y21 E-stop mushroom head, key release, 4NC contacts	 4NC	
COY21752	Y21 E-stop mushroom head, key release, 4NO contacts	 4NO	
COY21753	Y21 E-stop mushroom head, key release, 1NC/3NO contacts	 1NC/3NO	
COY21754	Y21 E-stop mushroom head, key release, 3NC/1NO contacts	 3NC/1NO	

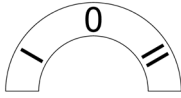
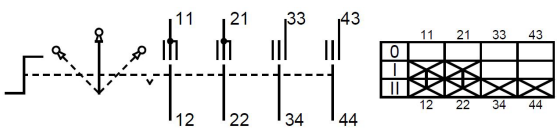

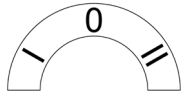
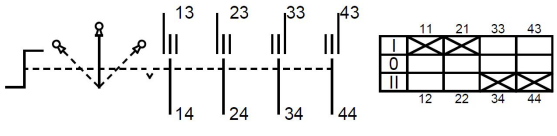

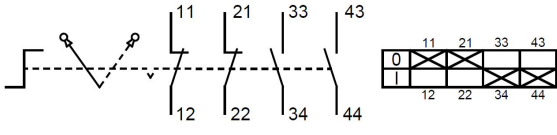

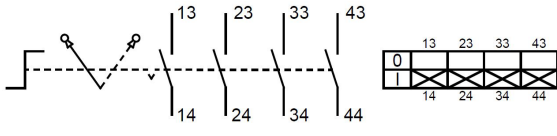

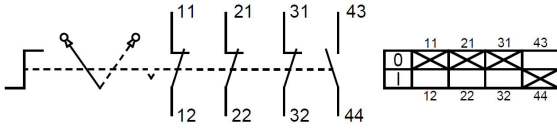
Selector Switches


Part Code	Part Description	Label	Contact Schematic	Typical Part Image
COK4175003	K4 4-pole 3-position small handle, self-reset, "0-I-II"			
COK4175204	K4 4-pole 3-position small handle, self-reset, "I-0-II"			
COK5175003	K5 4-pole 3-position small handle, self-lock, "0-I-II"			
COK5175204	K5 4-pole 3-position small handle, self-lock, "I-0-II"			
COK6175002	K6 4-pole 2-position small handle, self-lock, "I-II"			
COK6175201	K6 4-pole 2-position small handle, self-lock, "0-I"			
COK8175005	K8 4-pole 3-position small handle, self-lock/reset, "0-•-I"			
<p>OPTION: Add suffix G to the above part codes to include a padlockable guard eg. COK475003G</p> <p>Note: Padlock not included</p>				

Selector Switches

Part Code	Part Description	Label	Contact Schematic	Typical Part Image
COS4175003	S4 4-pole 3-position large handle, self-reset, "0-I-II"			
COS4175204	S4 4-pole 3-position large handle, self-reset, "I-0-II"			
COS5175003	S5 4-pole 3-position large handle, self-lock, "0-I-II"			
COS5175204	S5 4-pole 3-position large handle, self-lock, "I-0-II"			
COS6175002	S6 4-pole 2-position large handle, self-lock, "I-II"			
COS6175201	S6 4-pole 2-position large handle, self-lock, "0-I"			
COS8175005	S8 4-pole 3-position large handle, self-lock/reset, "0-•-I"			

Selector Switches

Part Code	Part Description	Label	Contact Schematic	Typical Part Image
COY51750	Y51 4-pole 3-position key switch, self-lock, "I-0-II"			
COY51752	Y51 4-pole 3-position key switch, self-lock, "I-0-II"			
COY61750	Y61 4-pole 2-position key switch, self-lock, "0-I"			
COY61752	Y61 4-pole 2-position key switch, self-lock, "0-I"			
COY61754	Y61 4-pole 2-position key switch, self-lock, "0-I"			

Note:  indicates positions where the key can be removed